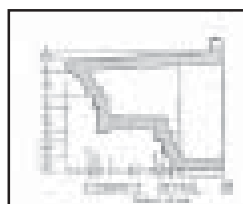

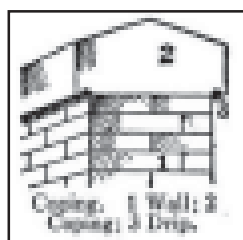
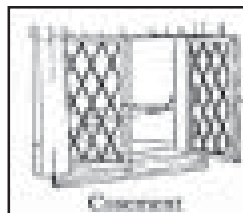



6.6 Definitions



Arch: A curved structure for spanning an opening.

Architectural façade: The façade distinguished by the primary architectural features or detail.

Asymmetrical: Having no balance or symmetry.

Awnings: A canopy made of canvas to shelter people or things from rain or sun.

Balcony: An elevated platform projecting from the wall of a building, usually enclosed by a parapet or railing.

Baluster: Any of a number of closely spaced supports for a railing.

Balustrade: A railing with supporting balusters.

Barge Boards (verge boards): A board, often carved, attached to the projecting end of a gable roof.

Battered: Sloping, as of the outer face of a wall, that recedes from bottom to top.

Bay: A part of a building marked off by vertical or transverse details.

Bay window: A window or series of windows projecting outward from the main wall of a building and forming a bay or alcove in a room within.

Belfry: A bell tower.

Blockface: The architectural setting formed by the conjunction of all the buildings in a block.

Board and Batten: Siding application where the vertical joints are covered with narrow strips of wood.

Boxed Cornice: A slightly projecting, hollow cornice of boards and moldings, nailed to rafters.

Bracket: A support projecting horizontally diagonally from a wall to bear the weight of a cantilever or for decorative purposes.

Box (built-in) gutter: A gutter built into the slope of the roof, above the cornice.

Cantilevered: Horizontal element of a structure supported by horizontal, not vertical, structural members.

Canopy: Projecting element, usually over a façade opening, as if to provide shelter.

Casement: A window sash opening on hinges generally attached to the upright side of the window frame.

Clapboard: A long, thin board with one edge thicker than the other, laid horizontally as bevel siding.

Clerestory window: Ribbon windows on the portion of an interior rising above adjacent rooftops.

Clinker brick: A very hard burned brick whose shape is distorted, knobby or bloated.

Column: A rigid, relatively slender vertical structural member, freestanding or engaged.

Coping: The top layer or course of a masonry wall, usually having a slanting upper surface to shed water.

Corbels: A stepped projection from a wall, usually masonry.

Cornice: A continuous, molded projection that crowns a wall.

Crown: The highest portion of an arch, including the keystone.

Cupola: A domelike structure surmounting a roof or dome, often used as a lookout or to admit light and air.

Dentil: Simple, projecting, tooth-like molding.



Dormer: A projecting structure built out from a sloping roof, usually housing a vertical window or ventilating louver.

PRESERVATION PLAN WORKSHEET PAGE
THIS SIDE WILL NOT BE PART OF FINAL DOCUMENT




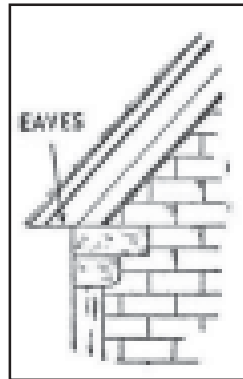
Notes on text:

The terms in this section are intended to help the user of the Preservation Plan. The terms included are intended to be comprehensive only for this version of the plan. Plans for different HPOZs may use terms or groups of terms which are appropriate only to that HPOZ. You may find that your plan does not include many of the terms at left, or that it includes terms not found in this section of the workbook. Terms should be deleted or added and definitions and illustrations revised or replaced where appropriate.

Additional graphics:



6.6 Definitions



Double-hung window: A window with two sashes, both of which are operable, usually arranged one above the other.

Eave: The overhanging lower edge of a roof.

Entablature: The upper section of a building, resting on the columns and constituting the architrave, frieze, and cornice.

Façade: The front or any side of a building.

Fascia: Any broad, flat horizontal surface, as the outer edge of a cornice or roof.

Fenestration: The design, proportioning, and location of windows and other exterior openings of a building.

Finial: A sculptured ornament, often in the shape of a leaf or flower, at the top of a gable, pinnacle, or similar structure

Frieze: A decorative horizontal band, as along the upper part of a wall.

Glazed: Filled with a pane of glass.

Gothic Arch: A pointed arch reminiscent of those found on Gothic Cathedrals

Grilles: A decorative screen, usually of wood, tile, or iron, covering or protecting an opening.

Half-timbering: Detail creating the appearance of exposed structural timbers on plaster.

Keystone: The wedge shaped detail at the top of an arch.

Louver: Fixed or movable horizontal slats for admitting air and light.

Marquee: A tall projection above a theatre entrance, often containing a sign.

Massing: The unified composition of a structure's volume, affecting the perception of density and bulk.

Molding: A slender strip of ornamental material with a uniform cross section and a decorative profile.

Newel post: A post supporting one end of a handrail at the top or bottom of a flight of stairs.

Ogee arch: An arch formed by two S-shaped curves meeting at a point.

Oriel: A bay window supported from below by corbels or brackets.

Parapet: A low protective wall at the edge of a terrace, balcony, or above the roof line.

Patterned Shingles: Shingles, usually used as a sheathing material, which are cut and arranged so as to form decorative patterns such as fishscales, diamonds, scallops, etc.

Pediment: A wide, low-pitched gable surmounting a colonnade, portico, or major bay on a façade.

Pergola: An arbor or a passageway of columns supporting a roof of trelliswork on which climbing plants are trained to grow

Pier: Vertical structural members.

Pilaster: A shallow rectangular projecting feature, architecturally treated as a column.

Pinnacle: A small turret or spire on a roof or buttress.

Porch: An exterior covered approach or vestibule to a doorway.

Porte cochere: A roofed structure covering a driveway to provide shelter while entering or leaving a vehicle.

Portico: A vertically proportioned porch having a roof supported by columns.

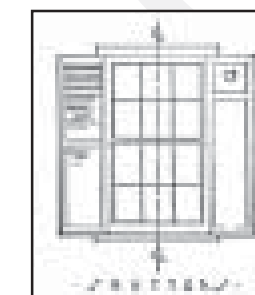

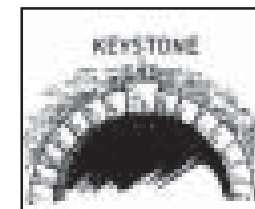
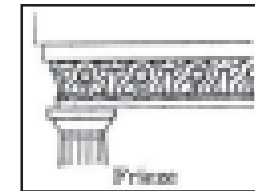
Quoin: An exterior angle of a masonry wall marked by stones or bricks differentiated in size and/or material from adjoining surfaces.

Rafter: Any of a series of small, parallel beams for supporting the sheathing and covering of a pitched roof.



Notes on text:

The terms in this section are intended to help the user of the Preservation Plan. The terms included are intended to be comprehensive only for this version of the plan. Plans for different HPOZs may use terms or groups of terms which are appropriate only to that HPOZ. You may find that your plan does not include many of the terms at left, or that it includes terms not found in this section of the workbook. Terms should be deleted or added and definitions and illustrations revised or replaced where appropriate.

Additional graphics:



6.6 Definitions



Rafter tail: Portion of a rafter which projects under the eave.

Scale: Proportionate size judged in relation to an external point of reference.

Showcase windows: Large glazed openings designed to showcase merchandise.

Sidelights: Vertical windows along the outside of a door.

Sleeping porch:

Soffit: The underside of an architectural element, such as a beam or cornice.

Spandrel: The roughly triangular space between the left or right exterior curve of an arch and the rectangular framework surrounding it.

Spindles: Slender architectural ornaments made of wood turned on a lathe in simple or elaborate patterns.

Spire: Structure or formation, such as a steeple, that tapers to a point at the top.

Splay: An oblique angle or bevel given to the sides of an opening in a wall.

Stair tower: A tower articulating the location of the stairway, usually of a residence.

Stoop: A raised platform, approached by steps and sometimes having a roof, at the entrance to a house.

Streetscape: The pattern and impression created by the combination of visible elements from all lots on a blockface.

String courses: A horizontal course of brick or stone flush with or projecting beyond the face of a building, often molded to mark a division in the wall.

Surround: The trim, jamb, head, and other decorative elements surrounding an opening.

Symmetry: Correspondence of form on opposite sides of a dividing line or plane.

Terra-Cotta: Usually red fired clay.

Terrace: An open level area or group of areas adjoining a house or lawn.

Terrazzo: A poured flooring material, usually comprised of small pieces of stone or glass in a binding medium.

Tower: A structure high in proportion to its lateral dimensions, usually forming part of a larger building.

Transom: A window, usually operable, above the head of a door.

Trusses: A rigid framework, as of wooden beams or metal bars, designed to support a structure, such as a roof.

Turret: A structure (frequently curved) high in proportion to its lateral dimensions, forming part of a larger building.

Tuscan columns: Very simple columns with no fluting or other embellishment.

Veranda: A large, open porch, usually roofed, extending across the front and sides of a house.

Window Sash: One unit of an operable window, including the frame and glazing.

Wood shingle siding: A sheathing material composed of overlapping wood shingles.

PRESERVATION PLAN WORKSHEET PAGE
THIS SIDE WILL NOT BE PART OF FINAL DOCUMENT

Notes on text:

Additional graphics:

The terms in this section are intended to help the user of the Preservation Plan. The terms included are intended to be comprehensive only for this version of the plan. Plans for different HPOZs may use terms or groups of terms which are appropriate only to that HPOZ. You may find that your plan does not include many of the terms at left, or that it includes terms not found in this section of the workbook. Terms should be deleted or added and definitions and illustrations revised or replaced where appropriate.